

Scottish Country Dances

by

James McMillan

Contents

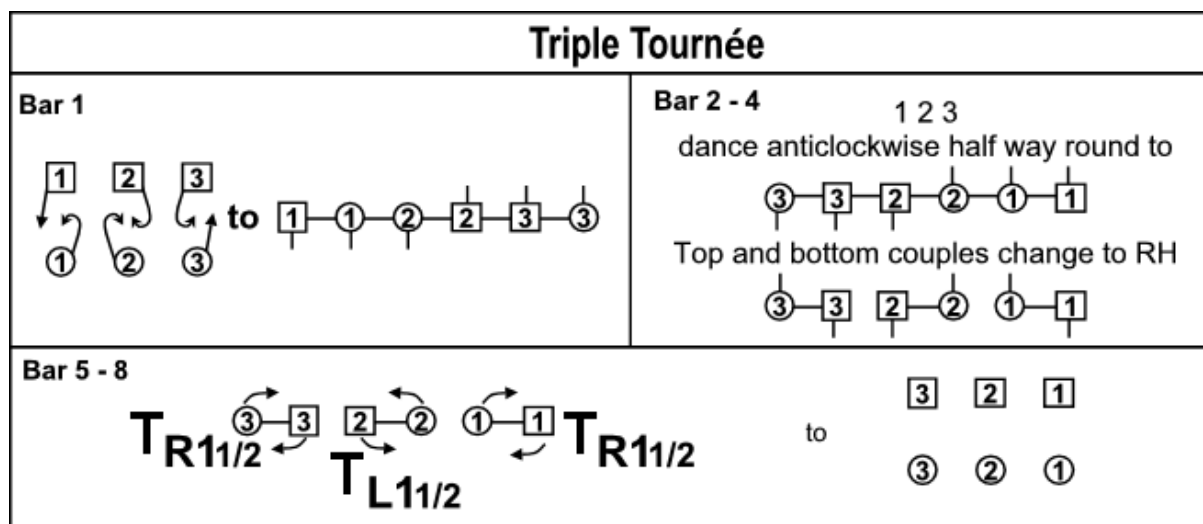
Triple Tournée.....	2
All Cross.....	3
The Bairds of Balloch.....	4
Ben Lui.....	5
The Big “T”	6
The Brabloch Strathspey.....	7
Castlehill Capers.....	8 – 9
Connie’s Fancy	10
The Day After	11 – 12
The Drymen Hall.....	13 – 14
An Eaglesham Fancy.....	15
The Eaglets	16 – 17
Farewell to Shawlands	18
Farewell to Westerton Hall	19
The Glasgow Macdonalds	20 – 21
The Glenburn Strathspey	22 – 23
Glenburn’s Welcome	24 – 25
Half a Crown.....	26 – 27
Hillpark	28 – 29
Jean’s Jig.....	30
The Little Teddies	31
Lochranza Castle	32 – 33
Miss Margery Gray.....	34 – 35
Miss Shona Armour.....	36 – 37
Mrs Helen Murray.....	38 – 39
Nan’s Jig	40 – 41
The Oak Tree	42
Perpetual Motion	43 – 44
Priestgill.....	45
Push Me, Pull Me	46 – 47
The Red Craig	48 – 49
A Reel Challenge	50 – 51
Roundhill Reel	52
SheilandWill Jig	53
The Silver Thimble.....	54 – 55
The Teddy Bear’s Jig.....	56 – 57
Tenovus	58 – 59

Triple Tournée

This is a tournée for 3 couples in strathspey time. Top and bottom couples change places with 8 travelling steps.

Bars

- 1 Top lady dances in above partner, top man dances in below his partner pulling back left shoulder to face his own side; middle couple dance in and pull back right shoulder to face their own side of the dance, man above his partner; bottom lady dances in pulling back left shoulder to face own side of the dance and bottom man dances in below partner. All three couples are now in a straight line up and down the middle of the set, the top 3 people are facing the men's side and the bottom 3 facing the women's side, with nearer hands joined.
- 2 - 4 All three couples dance round half-way, anti-clockwise, on the fourth step the couples at top and bottom of the line change to right hands so the women face towards the men's side and the men face towards the women's side of the dance, middle couple retain left hands
- 5 - 8 Top and bottom couple turn with the right hand one-and-a-half times, middle couple turn with the left hand one-and-a-half times, then dance out to finish on own sides.



ALL CROSS

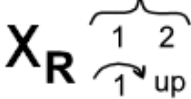
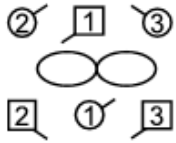


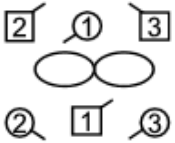

A jig for 3 couples in a 4 couple set.

BARS

- 1 – 4 1st couple cross giving right hands, and cast off 1 place, [2s step up on bars 3 – 4].
- 5 – 8 2nd, 1st and 3rd couples set and cross over giving right hands [2nd and 3rd couple face out, 1st couple face in].
- 9 – 14 2nd, 1st and 3rd couples dance reels of 3 on the sides, 1st couple give right shoulder to the person on their right.
- 15 – 16 2nd, 1st and 3rd couple cross giving right hands [all face in].
- 17 – 24 2nd, 1st and 3rd couples circle to the left and back.
- 25 – 30 2nd, 1st and 3rd couples dance reels of 3 on the sides, 1st couple give right shoulder to the person on their right.
- 31 – 32 1st couple cross over giving right hands.

Repeat from 2nd place.

Devised by James McMillan to teach the phrasing of 6 bar reels and cross over on bars 7 & 8.

All Cross		J McMillan			8 x 32 Jig	
		2 1 3  6 bars	2 1 3 	2 1 3 	 6 bars	1 

THE BAIRDS OF BALLOCH

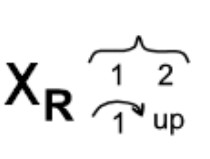
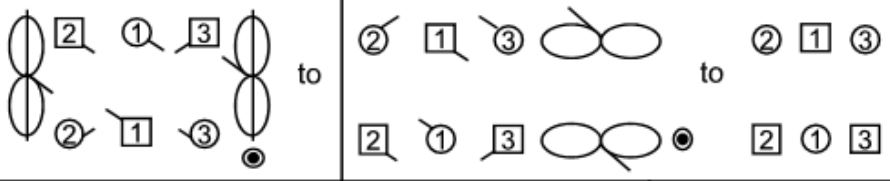
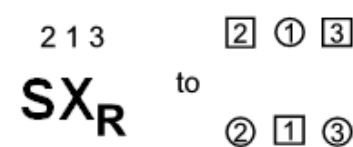

A jig for 3 couples in a 4 couple set.

BARS

- 1 – 4 1st couple cross over giving right hands, and cast off 1 place [2s step up bars 3 – 4].
- 5 – 8 2nd, 1st and 3rd couples dance half reels of 3 across the dance, to begin:-
1st man gives right shoulder to 3rd man, 1st lady gives right shoulder to 2nd lady.
- 9 – 16 2nd, 1st and 3rd couples dance reels of 3 on the sides, 1st man dances up and in, giving left shoulder to 2nd lady, 1st lady dances down and in, giving left shoulder to 3rd man.
- 17 – 20 2nd, 1st and 3rd couples set, and cross over giving right hands to partners.
- 21 – 24 2nd, 1st and 3rd couples chase half way round in a clockwise direction.
- 25 – 32 1st couple dance diagonal half rights and lefts with 1st corners.
1st couple dance diagonal half rights and lefts with 2nd corners.
[As danced in the reel '*The Irish Rover*' by James B Cosh]

Repeat from 2nd place.

Devised by James McMillan for Mary & Robert Baird on their move from
Glasgow to Balloch, June 2010

The Bairds of Balloch		J McMillan	8 x 32 Jig
			
			

BEN LUI

A medley for 3 couples in a triangular set
Men in middle facing out towards partner

Strathspey

BARS

- 1 – 4 All 3 couples set.
All 3 couples pass partner right shoulder.
- 5 – 8 All the men set while ladies dance left hands across once round.
All pass partner right shoulder, ladies to original position, men to face out to next lady clockwise.
- 9 – 12 Men dance Rocking Step or Highland Schottische setting step with little sideways movement, ladies dance Glasgow Highlanders setting step.
- 13 – 16 All turn partner right hand ladies to finish men on sides facing in, ladies on sides facing out.

Reel

- 1 – 12 All dance 12 bars of Schiehallion reels.
- 13 – 16 All turn new partner right hand, to finish with ladies on the sides, men in the centre.

Repeat twice more from new positions.

Devised by James McMillan, Ben Lui was the home of George & Ellen Regan, friends and dance team partners.

Ben Lui	J McMillan	Medley
STRATHSPEY 		
	REEL 12 bars Path of men ladies follow 	

THE BIG "T"

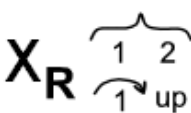
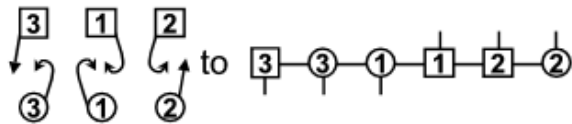

A strathspey for 3 couples in a 4 couple set

BARS

- 1 – 6 1st couple cross over giving right hand and cast off 1 place, 2s step up on bars 3 – 4.
- 7 – 8 1st couple turn with right hand one and a half times to own sides.
- 9 – 16 2nd, 1st and 3rd couples dance the knot.
- 17 – 24 3rd, 1st and 2nd couples circle to the **right** and back.
- 25 – 32 3rd, 1st and 2nd couples dance a triple tournée.

Repeat from 2nd place.

Devised by James McMillan.

The Big "T"		J McMillan	8 x 32 Strathspey
		$T_{R1\frac{1}{2}}$	$\begin{matrix} 3 & 1 & 2 \\ \textcircled{6} \\ \text{to right} \\ \text{and back} \end{matrix}$
Triple Tournée		Bar 1	Bar 2 - 4
		$\begin{matrix} 3 & 2 & 1 \\ \text{dance anticlockwise half way round to} \\ \textcircled{2}-\textcircled{2}-\textcircled{1}-\textcircled{1}-\textcircled{3}-\textcircled{3} \\ \text{Top and bottom couples change to RH} \\ \textcircled{2}-\textcircled{2}-\textcircled{1}-\textcircled{1}-\textcircled{3}-\textcircled{3} \end{matrix}$	
Bar 5 - 8			

THE BRABLOCH STRATHSPEY

A 24 bar strathspey for 3 couples

BARS

- 1 – 4 1st and 2nd couples dance half rights and lefts.
 5 – 8 1st and 3rd couples dance half rights and lefts.
- 9 – 12 2nd, 3rd and 1st couples dance half reels of three on the sides, to begin:-
 2nd couple cross down, 3rd couple cast up and then cross down,
 1st couple dance in and up.
- 13 – 16 1st, 3rd and 2nd couples dance back to back with partner [men join nearer hands to form arches].
- 17 – 24 1st, 3rd and 2nd couples dance the triple tournée, finish 2, 3 1.

Repeat twice more from new positions.

Devised by James McMillan.

The Brabloch was where Jimmy, Nan and friends celebrated Hogmanay with Dinner Dances for many years. The dance was originally written as a jig but the tournée worked better in strathspey time.

The Brabloch Strathspey		J McMillan	3 x 32 Strathspey
Triple Tournée		Bar 1	
		Bar 2 - 4	
		Bar 5 - 8	

CASTLEHILL CAPERS

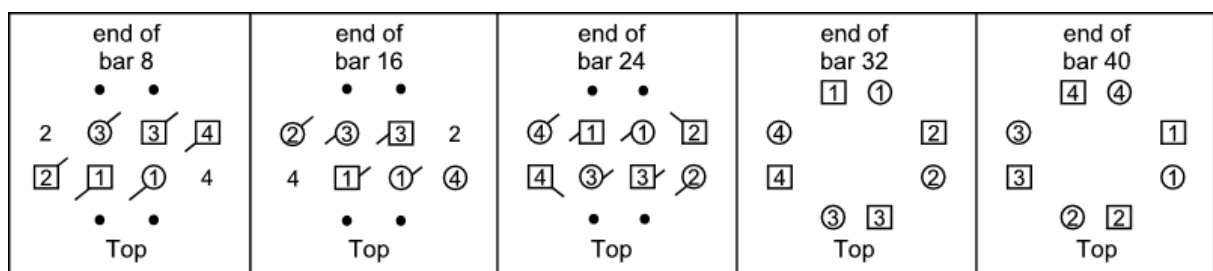
A 40 bar reel for 4 couples in a square set

BARS

- 1 – 6 1st and 3rd couples dance 6 bars of rights and lefts remaining in the middle of the set and finish 1st couple facing down, 3rd couple facing up.
- 7 – 8 1st and 3rd couples set, and face to their left, 1st lady [partner behind her] facing 2nd lady and 3rd lady [partner behind her] facing 4th lady].
- 9 – 12 1st and 3rd couples dance a right shoulder, half reel of 4 with 2nd and 4th men [tandem reel with change of lead at ends].
- 13 – 16 1st and 3rd couples dance left hands across to finish, 1st man [partner behind him] facing 4th man, and 3rd man [partner behind him] facing 2nd man.
- 17 – 20 1st and 3rd couples dance a right shoulder, half reel of 4 with 2nd and 4th women [tandem reel with change of lead at ends].
- 21 – 24 1st and 3rd couples dance left hands across and finish 1st lady [partner behind her] facing 4th man, 3rd lady [partner behind her] facing 2nd man.
- 25 – 32 1st couple dance a right shoulder reel of 3 [tandem reel with change of lead at ends] across the dance with 4th man and 2nd woman [1st couple finish in 3rd place]. **Meanwhile**, 3rd couple dance a right shoulder reel of 3 [tandem reel with change of lead at ends] across the dance with 2nd man and 4th woman [3rd couple finish in 1st place].
- 33 – 40 All 4 couples set, and circle to the **right**, for 12 slip steps [finish with 2nd couple in top place, 4th couple in 3rd place].

Devised by James McMillan 2011 for Chris Sanders of Castlehill, Bearsden.

Chris and his wife Margaret were good friends of Jimmy.



CASTLEHILL CAPERS

Castlehill Capers		J McMillan		4 x 40 Reel
<p>2 2 2 2 1 3</p> <p>① RL_{3/4} ③ to ①-③ S</p> <p>① ③ & face left</p> <p>4 4 ④ ④</p>		<p>2 2 ① ③</p> <p>① ③ tandem/ overtaking</p> <p>4 ④</p>		<p>1 3</p> <p>LA</p> <p>4 ② ③</p> <p>① ③ tandem/ overtaking</p> <p>④ 2</p>
<p>1 3</p> <p>LA</p>	<p>④ ④</p> <p>③ ①</p> <p>③ ①</p> <p>② ②</p> <p>tandem/ overtaking</p>	<p>④ ④ ① ① All</p> <p>to ③ ③ S (8) to ② ② ③ ③</p> <p>② ② 12 ss ① ① ④ ④</p>		

CONNIE'S FANCY

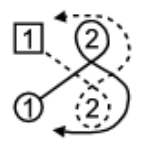
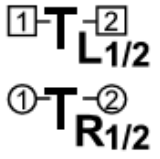
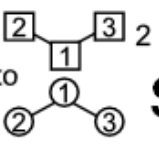
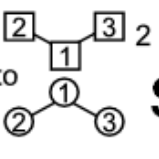
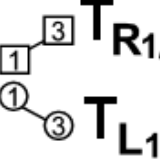
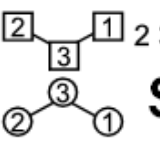
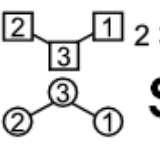


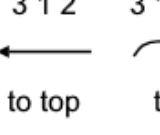
A jig for 3 couples in a 4 couple set

BARS

- 1 – 8 1st couple dance a figure of eight round the standing 2nd couple, crossing down to begin.
- 9 – 10 1st and 2nd man giving right hands, 1st and 2nd ladies giving left hand, turn to finish with 1st couple back to back in the middle, retain hands and join up with 3rd couple in double triangle positions.
- 11 – 12 2nd, 1st and 3rd couples set.
- 13 – 14 1st and 3rd men change places left hand **as** 1st and 3rd ladies change right hand. 3rd couple join up with 2nd couple in double triangle positions.
- 15 – 16 2nd, 3rd and 1st couples set.
- 17 – 20 2nd, 3rd and 1st men dance left hands across, while 2nd, 3rd and 1st ladies dance right hands across.
- 21 3rd couple change wheels [lady passing in front of partner].
- 22 1st couple change wheels [lady passing in front of partner].
- 23 2nd couple change wheels [lady passing in front of partner].
- 24 3rd couple, with nearer hands joined, start dancing up the middle
- 25 – 28 3rd, followed by 1st and 2nd couples dance to the top and cast off on opposite side.
- 29 – 32 2nd, 1st and 3rd couples set, and cross over giving right hands to partner.

Repeat from 2nd place.

Devised by James McMillan in 2000 for Constance Freeland, loyal and regular member of Jimmy's class.

Connie's Fancy		J McMillan		8 x 32 Jig
	 T_{L1/2}  T_{R1/2}	 S	 T_{R1/2}  T_{L1/2}	 S
 RA  LA	on bar 4 3s change wheels on bar 5 1s change wheels on bar 6 2s change wheels			
	 SX_R			

THE DAY AFTER

A jig for 4 couples

Two chords – 3rd and 4th couples cross to opposite side on 2nd chord

BARS

- 1 – 8 2nd and 3rd couples dance right hands across and back with left hands, retain left hands and join right hands with nearest corner ie 2nd man with 1st man – 3rd man with 4th man etc.
- 9 – 10 All balance in a saltire.
- 11 – 12 Dropping left hands, all half turn right hand, 1st and 4th couples join left hands.
- 13 – 14 All balance in a saltire.
- 15 – 16 1st and 4th couples dance left hands across half way, 1st couple finish in middle facing ladies side, 4th couple finish in middle facing men's side.
- 17 – 20 4th couple and 2nd man, 1st couple and 3rd man, dance right hands across, then 4th and 1st men followed by their partners dance across to 2nd and 4th ladies respectively.
- 21 – 24 4th couple and 2nd lady, 1st couple and 3rd lady, dance left hands across, 1st couple finish in 3rd place facing up, nearer hand joined, 4th couple finish in 2nd place facing down, nearer hand joined.
- 25 – 26 1st couple making an arch dance up, 4th couple dance under.
- 27 – 28 4th couple making an arch dance up, 1st couple dance under.
- 29 – 32 4th couple dance up round 2nd couple and cast off to 2nd place, as 1st couple dance down round 3rd couple and cast up to 3rd place.

Repeat 3 times from new positions.

Recommended tune: The Strathclyde Jig by Duncan Gillespie

Devised by James McMillan, originally written for a St Andrew's Night dance, but the event was changed to the following night due to a clash, so the name of the dance changed too.

THE DAY AFTER

The Day After		J McMillan	4 x 32 Jig
2 chords to			

THE DRYMEN HALL

A strathspey for 3 couples

BARS

- 1 – 4 1st and 3rd couples turn partners both hands three quarters and finish facing partner.
- 5 – 6 1st and 3rd couples dance a half reel of four up and down the dance.
- 7 – 8 1st and 3rd couples turn partner both hands three quarters to own sides.

- 9 – 16 3rd, 2nd and 1st couples circle to the left and back.

- 17 – 20 2nd and 1st couple dance right hands across half way, then cross over to own side giving right hand to partner.
- 21 – 24 3rd and 1st couples dance left hands across half way, then cross over to own side giving left hand to partner. Order now is 1, 3, 2.

- 25 – 32 1st, 3rd and 2nd couples dance a triple tourn  e, to finish 2, 3, 1.

Repeat twice more from new positions.

Devised by James McMillan.

The Drymen Hall is part of All Saints Church, Bearsden, location of the Glenburn Club, set up for experienced dancers to provide them with "Challenges".

THE DRYMEN HALL

The Drymen Hall		J McMillan	3 x 32 Strathspey
Triple Tournée 		Bar 2 - 4 1 2 3 dance anticlockwise half way round to Top and bottom couples change to RH 	
Bar 5 - 8 			

AN EAGLESHAM FANCY

A reel for 3 couples in a 4 couple set

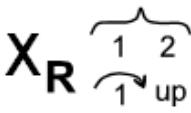
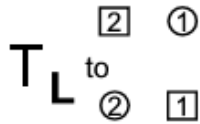

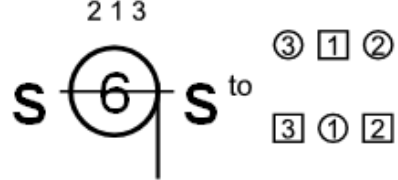
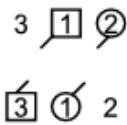

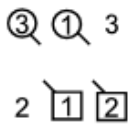

BARS

- 1 – 4 1st couple cross over giving right hands and cast off 1 place, 2nd couple step up on bars 3 – 4.
- 5 – 8 1st couple turn once round with left hands.
- 9 – 16 2nd and 1st couple dance a ladies chain.
- 17 – 24 2nd, 1st and 3rd couples set, circle round to the left half way, and set.
- 25 – 32 1st couple dance half diagonal rights and lefts with 1st corners.
1st couple dance half diagonal rights and lefts with 2nd corners.

Repeat from 2nd place.

Devised by James McMillan.

Eaglesham was where Jimmy was introduced to Scottish Country Dancing
- Bitten by the Bug!

An Eaglesham Fancy		J McMillan	8 x 32 Reel
			
			

THE EAGLETS

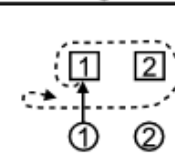
A reel for 2 couples in a longwise set

BARS

- 1 – 4 1st lady casts off behind 2nd lady, dances up the middle of the set to above top place and faces down, 1st man follows partner to finish in the middle of the set in second place facing up, 2nd couple stepping up on bars 3 – 4.
- 5 – 8 1st couple turn once round with the right hand.
- 9 – 12 1st and 2nd couples dance a petronella turn to the right and then set.
- 13 – 16 1st and 2nd couples dance right hand across in a wheel half way, and then set.
- 17 – 20 1st and 2nd couples dance a petronella turn to the right and then set.
- 21 – 24 1st and 2nd couples dance left hand across in a wheel half way, and then set.
- 25 – 28 1st and 2nd couples dance half rights and lefts on the diagonal, 1st man begins with 2nd lady, 1st lady begins with 2nd man.
- 29 – 32 1st couple turn with right hand once round, to finish in 2nd place own side.

Repeat from 2nd place, then from 3rd place.

Dance devised by James McMillan for the little eagles of the eagle's hame.
The Eaglesham Class was where Jimmy Started dancing.

The Eaglets	J McMillan	32 Reel for 2 couples
 <p>3 - 4 2s up to 1st place</p>	<p>1 T_R</p>	<p>1 2 T S R A S to 1st place</p>
<p>1 2 T S L A S to 1st place</p>	<p>1 2 R L to 1st place</p>	<p>1 T_R to 2nd place</p>

THE EAGLETS

Glasgow Hornpipe

Traditional



FAREWELL TO SHAWLANDS

A 24 bar reel for 5 couples

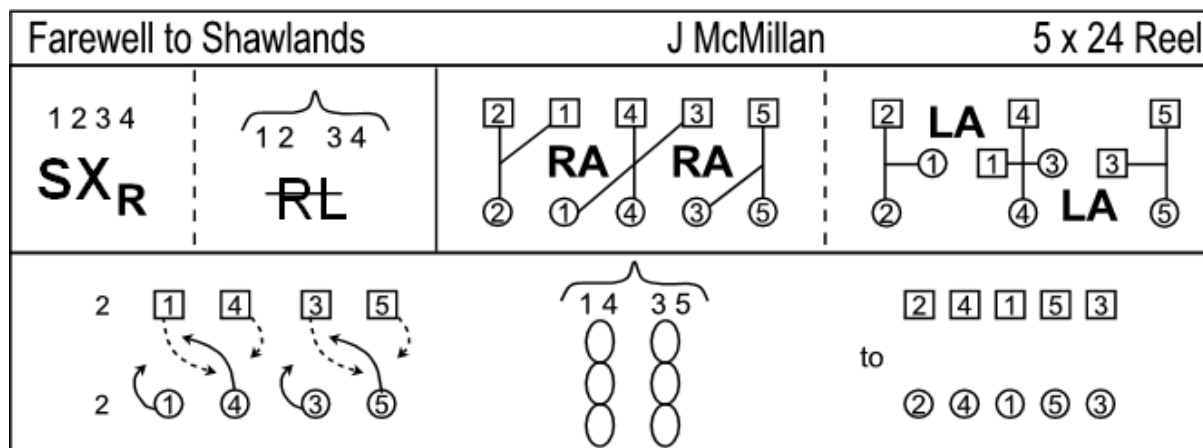
BARS

- 1 – 4 1st, 2nd, 3rd and 4th couples, joining hands on the sides, set and cross over giving right hands to partner.
- 5 – 8 1st couple with 2nd, 3rd couple with 4th dance half rights and lefts.
- 9 – 12 1st lady with 2nd couple, 1st man & 3rd lady with 4th couple, 3rd man with 5th couple, dance right hands across. 1st and 3rd couple pass partners right shoulder.
- 13 – 16 1st man with 2nd couple, 1st lady & 3rd man with 4th couple, 3rd lady with 5th couple dance left hands across, all finishing on the side lines facing in, in the order 2, 1, 4, 3, 5.
- 17 – 24 1st couple with 4th couple, 3rd couple with 5th couple dance progressive reels of 4 across the dance; 1st lady & 4th man and also 3rd lady & 5th man begin by passing each other left shoulder while their partners dance to the left. 4th couple finish in 2nd place, 1st couple in 3rd place, 5th couple in 4th place and 3rd couple in 5th place ie finish in order 2, 4, 1, 5, 3.

Repeat 4 times more from new positions.

Devised by James McMillan for the class in Shawlands Primary School.

In 1993 Glasgow Branch changed all class teachers after they completed 5 years with a class.



FAREWELL TO WESTERTON HALL

A strathspey for 3 couples in a 4 couple set.

BARS

- 1 – 4 1st and 2nd couples set and link.
 5 – 8 2nd and 1st couples set and dance right hands across half way.
- 9 – 12 1st couple, now on opposite sides cast off for 4 steps while:-
 2nd and 3rd couples dance left hands across and finish in the middle.
- 13 – 16 1st couple cast back up to top place while :-
 2nd and 3rd couples join nearer hands and set, and dance right hands across half way round to finish on the sides [(1), (3), 2].
- 17 – 24 1st, 3rd and 2nd couples dance a grand chain for **8** bars, taking **1**
 step to each hand, 1st couple cross right hand to begin, 3rd and
 2nd couples change right hand on the sides and all finish on own
 sides in the order 2, 1, 3.
- 25 – 32 2nd, 1st and 3rd couples dance a circle to the left and back.

Repeat from 2nd place.

Devised by James McMillan when the original hall was closed for demolition it was a Nissan hut which had many uses over the years.

Farewell to Westerton Hall		J McMillan		8 x 32 Strathspey	
1 2 S _{et} & L _{ink}	2 1 S RA	1 2 3 4 steps LA	1 2 3 4 steps S RA	① ③ - ② CHAIN ① ③ - ② 8 steps 1 step each hand	2 1 3 ⑥

THE GLASGOW MACDONALDS

A strathspey for 4 couples

3rd and 4th couples begin the dance on the opposite sides

BARS

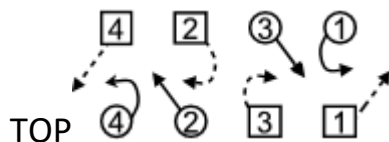
- 1 – 8 1st couple with 2nd couple, 3rd couple with 4th dance double figures of eight; to begin:- 1st couple cross down while 2nd couple cast up, 4th couple cross up while 3rd couple cast off. Nearer hands are given while dancing through the sides.
- 9 – 12 1st couple with 2nd couple, 3rd couple with 4th dance a circle once round to the left and finish 1st and 2nd couples in the middle nearer hands joined facing down, 3rd and 4th couples in the middle nearer hands joined facing up.
- 13 – 16 1st and 4th couples stand while 2nd and 3rd couples circle once round to the right and finish with 2nd couple in the middle facing up, 3rd couple in the middle facing down.
- 17 – 18 1st and 2nd couples set passing **while** 3rd and 4th couples dance likewise.
- 19 – 20 2nd and 3rd couples turn partner half way round with right hand **while** 1st and 4th couples set passing.
- 21 – 22 2nd and 4th couples set passing **while** 1st and 3rd couples dance likewise.
- 23 – 24 4th and 2nd couples giving right hands, cross to own sides **as** 1st and 3rd couples giving right hands, cross to opposite sides.
- 25 – 32 4th couple with 2nd, and 3rd with 1st dance the tournée and finish 2, 4, 1, 3 with 1st and 3rd couples on opposite sides.

Repeat 3 times more from new positions.

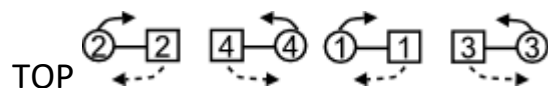
Devised by James McMillan

for a demonstration at the Clan Donald annual dinner in Glasgow.

Entry to tournée



Bar 5 of tournée



THE GLASGOW MACDONALDS

The Glasgow Macdonalds		J McMillan	4 x 32 Strathspey	
2 [1] [2] [3] [4] chords to [1] [2] [3] [4]	 Double figure of 8		[1] - [2] - [3] - [4] to [1] - [2] - [3] - [4]	
[1] - [2] [3] - [4] to [1] - [2] [3] - [4]	 S Passing	[2] [1] - [4] [3] to [2] [1] - [4] [3]	 T_{R1/2} S Passing	
 S Passing	4 2 1 3 X_R to [4] [2] [3] [1] [4] [2] [3] [1]	 Tournée	[2] [4] [1] [3] to [2] [4] [1] [3]	

THE GLENBURN STRATHSPEY

A strathspey for 3 couples in a 4 couple set

BARS

- 1 – 4 1st and 2nd couples dance a double half figure of eight, to begin:-
1st couple cross down, 2nd couple dancing up.
- 5 – 6 The two men joining nearer hands, the two ladies also joining
nearer hands, set, passing one another across the set (as in *Ship of Grace*)
- 7 – 8 1st and 2nd men giving right hand, 1st and 2nd ladies giving
left hands turn, moving out to finish in original places, 2nd couple
remain facing out.
- 9 – 16 1st, 2nd and 3rd couples dance reels of three on the sides of the
dance; to begin: - 1st couple dance in and down; 3rd couple dance
in and up [giving nearer hands to partners where possible]. 2nd
couple dance out and up to begin, cross down through 2nd place,
dance down to 3rd place, meet and dance up to 2nd place.
Finish 1st couple in the middle facing down with nearer hands
joined, 2nd couple in the middle facing up with nearer hands
joined, 3rd couple slightly in from the sides facing partner.
- 17 – 18 1st and 2nd couples set passing one another as 3rd couple turn
half way with both hand and face up.
- 19 – 20 1st and 3rd couples set passing one another as 2nd couple turn
half way with both hands and face down.
- 21 – 22 2nd and 3rd couples set passing one another as 1st couple turn half
way with both hands and face up.
- 23 – 24 2nd and 1st couples set passing one another as 3rd couple dance
out to top place and face out.
- 25 – 28 3rd, 1st and 2nd couples dance half reels of three on the sides, to
begin:- 3rd couple dance out and down, 1st couple dance up and
cast off, 2s cast up.

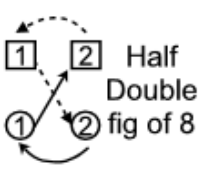
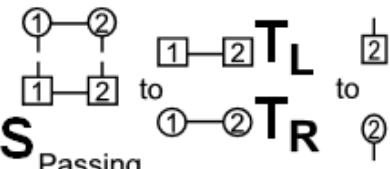
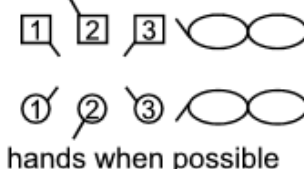
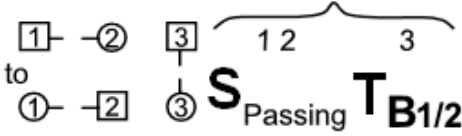
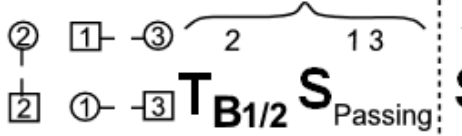
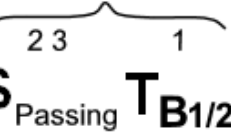
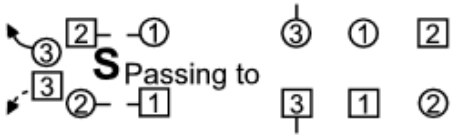
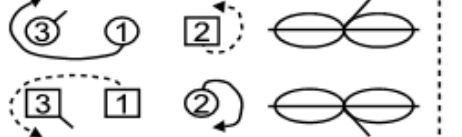
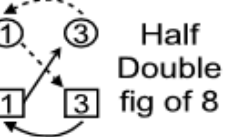
GLENBURN STRATHSPEY continued

29 – 32 1st & 3rd couples dance a double half figure of eight; to begin:-
1st couple cross down and 3rd couple dance up.

Repeat from 2nd place.

Tune: – The Golden Corn George Fleming

For the Glenburn Club who met every 2 weeks in the Glenburn Hall of the
Episcopal Church, Bearsden

The Glenburn Strathspey		J McMillan	8 x 32 Strathspey
 <p>Half Double fig of 8</p>		 <p>S Passing to T_L to T_R to</p>	 <p>at top 2s cross down through 2nd place to 3rd place meet & dance up to 2nd place</p> <p>hands when possible</p>
 <p>to S Passing T_{B1/2} S Passing T_{B1/2} S Passing T_{B1/2}</p>		 <p>S Passing T_{B1/2} S Passing T_{B1/2}</p>	 <p>S Passing T_{B1/2}</p>
 <p>S Passing to</p>		 <p>S Passing to</p>	 <p>Half Double fig of 8</p>

GLENBURN'S WELCOME

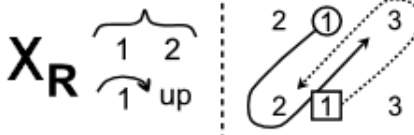



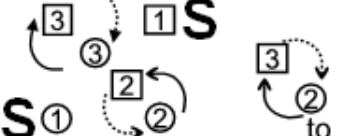

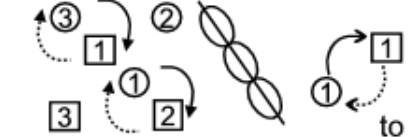


A jig for 3 couples in a 4 couple set

BARS

- 1–4 1st couple cross over giving right hands and cast to 2nd place, 2nd couple step up on bars 3–4.
- 5–8 1st couple dance a half figure of eight, man up between 2nd couple, lady down between 3rd couple, and finish facing 1st corners.
- 9 – 10 1st couple and 1st corners pass right shoulders, 1st corners pass each other right shoulders and face 2nd corners. 2nd corners set.
- 11 – 12 1st and 2nd corners pass right shoulders, 2nd corners pass each other right shoulders and face 1st couple. 1st couple set.
- NB These 4 bars describe the formation “Dance to each corner and set” are the same as bars 5 – 8 of Gothenburg’s Welcome [RSCDS book 37].
- 13 – 16 1s and 2nd corners dance a half diagonal reel of 4, 2nd corners pass each other right shoulders and face 1st corners.
- 17 – 18 1st and 2nd corners pass right shoulders, 1st corners pass right shoulders and face 1st couple. 1st couple set.
- 19 – 20 1st corners and 1st couple pass right shoulders, 1st couple pass right shoulders and face 2nd corners. 2nd corners set.
- NB These 4 bars are the same as bars 5 – 8 but danced from new positions
- 21 – 24 1st couple and 2nd corners dance a half diagonal reel of 4, 1st couple pass right shoulders and face 1st corners.
- 25 – 28 1st couple and 1st corners dance a half diagonal reel of 4.
- 29 – 32 1st couple turn with right hands to 2nd place own sides.

Devised by James McMillan for the Glenburn Club.

GLENBURN'S WELCOME

Glenburn's Welcome	J McMillan	8 x 32 Jig
X_R 	S 	S 
	S 	S 
		T_R 

HALF A CROWN

A reel for 3 couples in a 4 couple set

BARS

1 – 2 1st, 2nd and 3rd couples, joining hands on the side, set.

3 – 8 1st couple cross down through 2nd place, dance down round 3rd place, and up to 2nd place, **while**
2nd couple cast up to top place, cross down to 2nd place, and dance down to 3rd place, **and**
3rd couple dance up and in, out through 2nd place, up to top place, and cross over giving right hands – order now is 3, 1, 2, all on wrong side.

9 – 10 3rd, 1st and 2nd couples joining hands on the sides, set.

11 – 16 3rd couple cross down through 2nd place, dance down round 3rd place, and up to 2nd place, **while**
1st couple cast up to top place, cross down to 2nd place, and dance down to 3rd place, **and**
2nd couple dance up and in, out through 2nd place, up to top place, and cross over giving right hands – order now is 2, 3, 1, all on own sides.

17 – 18 3rd and 1st couples joining hand on the sides, set.

19 – 24 3rd and 1st couples dance the first 6 bars of rights and lefts.

25 – 32 2nd, 1st and 3rd couples dance a circle round to the left and back.

Repeat from 2nd place.

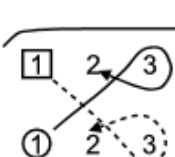
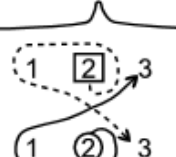
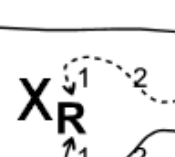
Tune: – The Glasgow Hornpipe - Traditional

Dance devised by James McMillan.

A dance in 2 and 6 (half crown in old money!!!) bar phrases!

HALF A CROWN

A reel for 3 couples in a 4 couple set

Half A Crown		J McMillan	8 x 32 Reel
<p>1 2 3</p> <p>S</p> 		 <p>XR</p> 	<p>3 1 2 3 1 2</p> <p>S R</p> <p>bars 3 - 6 from new positions</p>
<p>2 3 1 3 1 3 1</p> <p>2 3 1 S RL_{3/4}</p> <p>6 bars</p>	<p>2 1 3</p> <p>6</p>		

HILLPARK

A strathspey for 4 couples in a longwise set
3rd and 4th couples begin on opposite side

BARS

- 1 – 4 1st with 2nd couple, 3rd with 4th couple dance double half figures of 8, 1st couple crossing down and 4th couple crossing up to begin.
- 5 – 8 1st and 4th couples turn partner right hand one and a half times to places.
2nd and 3rd couples turn on the sides right hand one and a half times to change places.
- 9 – 12 1st with 3rd couple, 2nd with 4th couples dance a double half figure of 8, 1st couples crossing down and 4th couple crossing up to begin.
- 13 – 16 1st and 4th couples turn partner left hand one and a half times and finish in the middle facing partner **as** 2nd and 3rd couples turn on the sides left hand one and a half times and finish on sides facing person just turned.
- 17 – 24 All 4 couples dance a grand chain and all finish facing in [no polite turns].
- 25 – 26 All turn partner right hand half way and retain hands.
- 27 – 28 1st couple with 2nd, 3rd with 4th, dance right hands across half way.
- 29 – 30 1st couple with 2s, 3rd with 4th, dance left hands across halfway.
- 31 – 32 Dropping hands, all follow partner to finish:-
2nd couple at top on own side, 3rd couple at bottom on the opposite side, 1st couple on mens' side and 4th couple on ladies side, all facing in.
- 33 – 36 1st and 4th couples

HILLPARK continued

- 33 – 36 1st and 4th couples set, and dance petronella in tandem.
 37 – 40 1st and 4th couples set, and link across the dance to finish in order
 2, 4, 1, 3 with 1st and 3rd couples on opposite side.

Repeat 3 times more from new positions.

Devised by James McMillan 2011
 Glasgow General Class meets at Hillpark Secondary School

Hillpark	J McMillan		4 x 40 Strathspey	
2 chords to 	 Double half fig of 8	 All T R _{1 1/2}	 Double half fig of 8	
 All T L _{1 1/2}	 CHAIN	 All T R _{1 1/2} retain hands	 RA	 LA
to 	All follow partner to 	 S D	 to S & L ink	 to

JEAN'S JIG


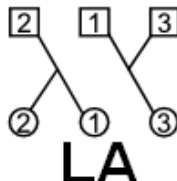
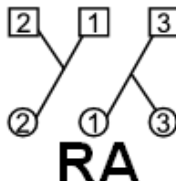



A jig for 3 couples in a 4 couple set.

BARS

- 1 – 4 1st couple, taking 4 bars, cast off 1 place, 2nd couple step up on bars 3 – 4.
- 5 – 8 1st man with 2nd couple, 1st lady with 3rd couple dance left hands across.
- 9 – 12 1st couple dance down between 3rd couple and cast back up to 2nd place.
- 13 – 16 1st man with 3rd couple, 1st woman with 2nd couple dance right hands across.
- 17 – 24 2nd, 1st and 3rd couples dance a circle to the left and back but finish in the middle.
- 25 – 32 2nd, 1st and 3rd couples dance a promenade.

Repeat from 2nd place.

Devised by James McMillan for a friend who moved from Woodfarm to Kilkreggan.

Jean's Jig		J McMillan		8 x 32 Jig	
					

THE LITTLE TEDDIES




A jig for 4 couples

BARS

- 1 – 4 1st and 4th couples cross over giving right hand. 1st couple cast off to 2nd place, 4th couple cast up to 3rd place **as** 2nd couple step up and 3rd couple step down on bars 3 – 4.
- 5 – 8 1st and 4th couples turn left hand on the sides and finish, 1st couple face up and 4th couple facing down.
2nd couple with 1st, 4th couple with 3rd turn right hand on the sides and remain facing up or down.
- 9 – 16 2nd, 1st, 4th & 3rd couples dance a reel of 4 on the sides and all finish facing in.
- 17 – 18 1st and 4th couples join nearer hands on the sides and set.
- 19 – 22 1st and 4th couples dance half rights and lefts.
- 23 – 24 2nd, 1st, 4th & 3rd couples join nearer hands on the sides and set.
- 25 – 32 2nd, 4th, 1st & 3rd couples dance a circle round to the left and back.

Tune:- The Teddy Bears Picnic - John Walter Bratton

Devised by James McMillan to encourage the Primary School Children taught by Jimmy in and around Glasgow.

The Little Teddies		J McMillan		8 x 32 Jig
1 4 1 2 3 4 X_R 1 up dn 1		2 T_L ①—④ 3 2 ①—④ T_L 3		②—① ④—③ All ②—① ④—③ T_R
2 1 4 3  	1 4 S	1 4 RL	2 4 1 3 S	2 4 1 3 

LOCHRANZA CASTLE

A strathspey for 3 couples in a 4 couple set

BARS

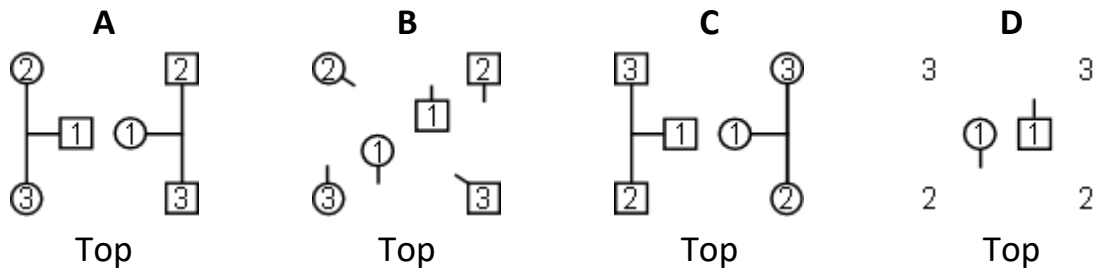
- 1 – 2 1st and 2nd couples turn partner half way round left hand and retain partner's hand.
- 3 – 4 1st and 2nd couples dance left hand across half way round, retaining partner's hand.
- 5 – 8 2nd couple turn once round left hand to finish on the sidelines **as** 1st couple turn one and a quarter times to face 1st corners.
- 9 – 12 1st & 2nd corners dance a half double diagonal reel of 4 while 1st couple dance a half reel of four with 1st corners. On bar 12 1st couple turn with left hand three quarters to finish in the middle side by side, lady facing up, man down [diagram A].
- 13 – 16 1st man with 3rd & 2nd ladies, 1st lady with 3rd & 2nd men dance right hands across. On bar 16, 1st couple turn with left hand three quarters to face 2nd corner position [diagram B].
- 17 – 20 1st & 2nd corners dance a half double diagonal reel of 4 while , 1st couple dance a half reel of four with 2nd corners. On bar 20, 1st couple turn half way left hand to finish in the middle side by side, 1st woman facing up, 1st man down [diagram C].
- 21 – 24 1st man with 2nd & 3rd men, 1st lady with 2nd & 3rd ladies dance right hands across, and on bar 24, 1st couple turn half way left hand to finish in the middle, man facing up, lady facing down [diagram D].
- 25 – 28 1st man dances up and casts off round 2nd lady **as** 1st lady dances down and casts up round 3rd man. 1st couple turn half way with right hand to finish in the middle, man facing up and lady down.
- 29 – 32 1st man dances up and casts off round 2nd man **as** 1st lady dances down and casts up round 3rd lady.

Repeat from 2nd place.

Recommended tune:- Lord Seaforth RSCDS Book 14

Devised by James McMillan. Lochranza Castle is situated on the North of Arran and is the ancestral territory of the Clan MacMillan.

LOCHRANZA CASTLE



Lochranza Castle	J McMillan	8 x 32 Strathspey
<div><div>1 2 1 2</div><div>T_{L1/2} LA</div><div>retaining hands</div></div> <div><div>2 1</div><div>T_L T_{L11/4}</div></div>	<div><div>to</div><div><div>2 3</div></div><div><div>2 3 bar 12</div><div>T_{L3/4}</div></div></div>	
<div><div>3 2 3 2</div><div>to</div><div><div>bar 16</div><div>RA T_{L3/4}</div></div></div>	<div><div>3 2</div><div>to</div><div><div>3 2</div><div>3 2 bar 20</div><div>T_{L1/2}</div></div></div>	
<div><div>2 3 2 3</div><div>to</div><div><div>bar 24</div><div>RA T_{L1/2}</div></div></div>	<div><div>2 3</div><div>to</div><div><div>T_{R1/2}</div></div><div><div>2 3</div><div>to</div><div><div>2 3</div></div></div></div>	

MISS MARGERY GRAY

A strathspey for 3 couples in a 4 couple longwise set

BARS

- 1 – 8 1st couple cross over giving right hands. stay facing out, cast off and meet in 2nd place facing down. With right hands joined 1st couple lead down to finish in 3rd place facing out. 1st couple cast up to finish in the middle of 2nd place facing down in promenade hold. **Meanwhile:–**
2nd couple set for two bars, giving left hands lead up crossing over at the top and keep facing out. 2nd couple cast off, meet in 2nd place facing down and with right hands joined lead down to finish in 3rd place in promenade hold. **And:=**
3rd couple set for four bars, cast up to 2nd place, giving left hand lead up crossing over at the top to finish in top place facing down in promenade hold.
- 9 – 16 3rd, 1st and 2nd couples dance an allemande and all finish on opposite sides in the order 2, 1, 3.
- 17 – 24 1st couple with right hands joined lead down the middle for four steps. At the end of bar four 1st man raises his right hand, dances below his partner, while 1st lady dances underneath their joined right hands. 1st couple lead back up to 2nd place on their own side. 1st couple stay facing out and up.
- 25 – 30 2nd, 1st and 3rd couples dance reels of three on the sides, to begin:- 1st couple dance up and out, 2nd couple down and in, 3rd couple up and in.
- 31 – 32 Giving right hand, 2nd and 3rd couples cross over to own side. [at the end, on repetition, 1st couple step down while 4th couple cross up to third place].

Dance devised by James McMillan.

MISS MARGERY GRAY

Miss Margery Gray	J McMillan	8 x 32 Strathspey
		On repetition 1s step down as 4s cross up to 3rd place

MISS SHONA ARMOUR

A jig for 4 couples

BARS

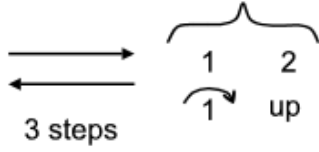
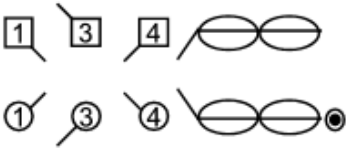
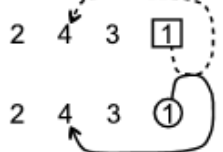
- 1 – 8 1st couple lead down the middle for 3 steps, back up for 3 steps.
1st couple cast off one place as 2nd couple step up on bars 7 – 8.
- 9 – 12 1st, 3rd and 4th couples dance a half reel of three on the sides, to begin:-
1st couple dance down and in, 3rd couple up and out to begin.
- 13 – 16 1st couple approach each other [1 step], face down and dance out [1 step]. 1st couple cast up to 2nd place as 4th and 3rd couples step down on bars 7 – 8.
- 17 – 20 2nd and 1st couples dance right hands across in a wheel half way, and set.
- 21 – 24 2nd and 4th couples dance left hands across in a wheel half way, and set.
- 25 – 28 2nd and 3rd couples dance right hands across in a wheel half way and all **four** couples set.
- 29 – 32 1st, 4th, 3rd and 2nd couples turn once round with the right hand, all finishing on the opposite side.

After each turn, the top of the set is reversed. The new top couple [the original 2nd couple] begin by leading “down”.

Tune:- Roaring Jelly J O'Neill

Dance devised by James McMillan for his granddaughter, Shona.

MISS SHONA ARMOUR

Miss Shona Armour		J McMillan	4 x 32 Jig
			
<div> <div>2 1</div> <div>2 1</div> <div>RA S</div> </div>	<div> <div>2 4</div> <div>2 4</div> <div>LA S</div> </div>	<div> <div>2 3 1 4 3 2</div> <div>2 3</div> <div>RA S</div> </div>	<div> <div>1 4 3 2</div> <div></div> <div>T_R</div> </div>
<div> <div>1 4 3 2</div> <div>to</div> <div>1 4 3 2</div> </div>	Repeat from bottom with 2s leading	Repeat from top with 3s leading	Repeat from bottom with 4s leading

MRS HELEN MURRAY

A 40 bar strathspey for 3 couples

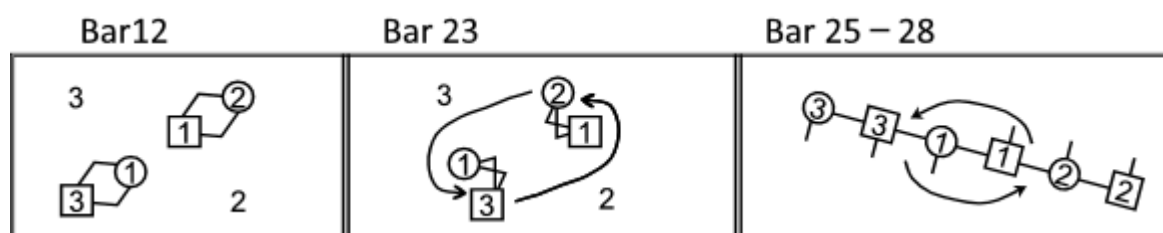
BARS

- 1 – 8 1st and 2nd men giving left hand, 1st and 2nd ladies giving right hand, turn half way to change places [long arm, 2s brushing shoulders in middle].
1st couple dance a half figure of eight between 3rd couple.
1st couple turn with left hand three quarters to face 1st corners.
- 9 – 20 1st, 2nd and 3rd couples dance to each corner and set [See *Gothenburg's Welcome* RSCDS Book 37].
- 21 – 22 1st couple turn 1st corners with both hands three quarters to finish facing in diagonally in promenade hold [see figure].
- 23 – 24 1st couple and 1st corners dance in, passing left shoulders and curve to left, finishing on 2nd corner diagonal [see figure].
- 25 – 28 All six people dance anticlockwise and leave 2nd corners in place.
- 29 – 30 The remaining four dance on, lengthening arms and leave 1st corners in place.
- 31 – 32 1st couple turn three quarters left hand to finish in the middle facing up with nearer hands joined.
- 33 – 38 2nd, 1st and 3rd couples dance reels of three on own sides of the dance [1st couple dancing to the top and casting to begin]. 1st couple finish in 2nd place facing down, 3rd couple facing up.
- 39 – 40 1st and 3rd men.....

MRS HELEN MURRAY continued

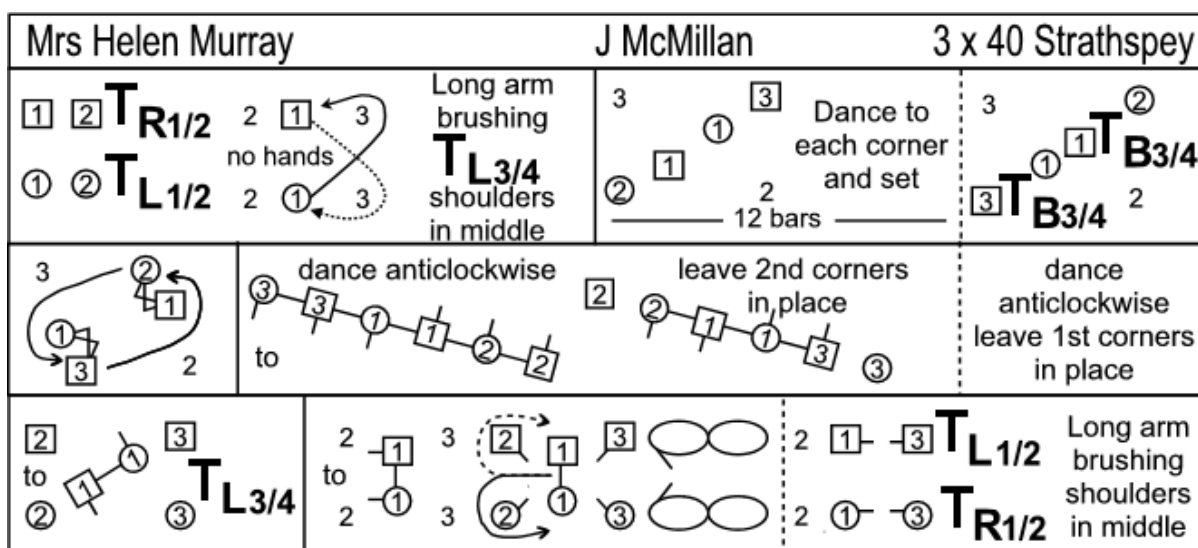
39 – 40 1st and 3rd men giving right hand, 1st and 3rd ladies giving left hand, half turn to change places [long arm, 1s brushing shoulders in middle].

Repeat from new positions.



Tune:- Sheilis

Dance devised by James McMillan, 2001 for Helen Murray who with husband Graham started the Glenburn Club



NAN'S JIG

A jig for 4 couples in a longwise set

BARS

- 1 – 2 All four couples join hands on the side and set.
- 3 – 6 1st couple with 2nd, 3rd couple with 4th dance right hands across in a wheel.
- 7 – 8 All four couples join nearer hands on the side and set.
- 9 – 16 2nd and 3rd couples dance a progressive reel of four across the dance, 2nd lady and 3rd man begin by passing left shoulders in the middle; 2nd couple finish in 3rd place and 3rd couple finish in 2nd place].
- 17 – 20 All four couples dance a circle round to the left half way [all are now on opposite sides in order 4, 2, 3, 1].
- 21 – 22 All retaining hands on the sides; set advancing.
- 23 – 24 All turn partners with both hands half way round to finish with all four couples in the middle ready to dance a poussette.
- 25 – 32 4th with 2nd couple and 3rd with 1st couple change places with a poussette to finish order in the order 2, 4, 1, 3.

Repeat 3 times to original places.

Original Tune: Jimmy McMillan of Giffnock by George Stirrat

Dance devised by James McMillan for his beloved wife, Nan.

Nan' Jig	J McMillan	4 x 32 Jig
1 2 3 4 1 2 3 4 1 2 3 4 S RA S	1 [2] [3] ↓ 4 0 [3] [2] 1 ↑ ② ③ 4 0 ③ ②	1 3 2 4
④ ② ③ ① 4 2 3 1 [4] [2] [3] [1] S ↑ T B 1/2	[4] [2] [3] [1] 1 2 3 4 ④ ② ③ ① P	to 2 4 1 3

NAN'S JIG

Jimmy McMillan of Giffnock

G. B. Stirrat

First system of musical notation for 'NAN'S JIG'. The key signature is one sharp (F#) and the time signature is 6/8. The system consists of two staves: a treble staff and a bass staff. The melody is in the treble staff, and the bass line is in the bass staff. The first measure is a repeat sign. The second measure is a quarter note G. The third measure is a quarter note G. The fourth measure is a quarter note G. The fifth measure is a quarter note D7. The sixth measure is a quarter note G. The seventh measure is a quarter note Em. The eighth measure is a quarter note A7. The ninth measure is a quarter note D7.

G G G D7 G Em A7 D7

Second system of musical notation for 'NAN'S JIG'. The system consists of two staves: a treble staff and a bass staff. The melody is in the treble staff, and the bass line is in the bass staff. The first measure is a quarter note G. The second measure is a quarter note G. The third measure is a quarter note G. The fourth measure is a quarter note D7. The fifth measure is a quarter note G. The sixth measure is a quarter note G. The seventh measure is a quarter note D7. The eighth measure is a quarter note G. The system ends with a double bar line and the word 'Fine'.

G G G D7 G G D7 G Fine

Third system of musical notation for 'NAN'S JIG'. The system consists of two staves: a treble staff and a bass staff. The melody is in the treble staff, and the bass line is in the bass staff. The first measure is a quarter note C. The second measure is a quarter note C. The third measure is a quarter note E7. The fourth measure is a quarter note E7. The fifth measure is a quarter note Am. The sixth measure is a quarter note E7. The seventh measure is a quarter note Am. The eighth measure is a quarter note Am.

C C E7 E7 Am E7 Am Am

Fourth system of musical notation for 'NAN'S JIG'. The system consists of two staves: a treble staff and a bass staff. The melody is in the treble staff, and the bass line is in the bass staff. The first measure is a quarter note D7. The second measure is a quarter note D7. The third measure is a quarter note G. The fourth measure is a quarter note G. The fifth measure is a quarter note A7. The sixth measure is a quarter note A7. The seventh measure is a quarter note D7. The eighth measure is a quarter note D7. The system ends with a double bar line and the word 'D.S. al Fine'.

D7 D7 G G A7 A7 D7 D7 D.S. al Fine

THE OAK TREE

A strathspey for 3 couples

BARS

- 1 – 2 All 3 couples set.
- 3 – 4 2nd couple turn both hands half way round [finish back to back in the middle].
- 5 – 6 All advance for one step, retire one step.
- 7 – 8 All dance forward for 2 steps, 1st couple face down, 2nd couple face in and 3rd couple face up.
- 9 – 16 All set, all circle to the left [3 steps], dance in, spiral out to sidelines [2nd couple still on opposite sides].
- 17 – 24 2nd couple turn left hand to face 1st corners, turn corner right hand, turn 2nd corner left hand, turn partner right hand to own side.
- 25 – 28 1st and 2nd couples dance right hands across half way and spiral out, **while** 3rd couple turn right hand half way and spiral out.
- 29 – 32 2nd couple turn left hand half way and spiral out out, **while** 1st and 3rd couples dance left hands across half way and spiral.

Repeat from new positions.

Devised by James McMillan, for Dorothy Hamilton, his pianist for many years –
the Oak tree is the badge of the Hamiltons.

The Oak Tree		J McMillan	3 x 32 Strathspey
1 2 3 2 S T_{B1/2}	<p>1 step each way</p>	<p>2 steps</p>	<p>3 steps</p>
<p>1 step each way</p>	<p>2 steps</p>	<p>1 step each way</p>	<p>2 steps</p>
<p>1 step each way</p>	<p>2 steps</p>	<p>1 step each way</p>	<p>2 steps</p>
<p>1 step each way</p>	<p>2 steps</p>	<p>1 step each way</p>	<p>2 steps</p>

PERPETUAL MOTION

A jig for 3 couples

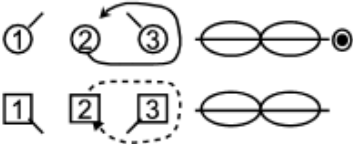
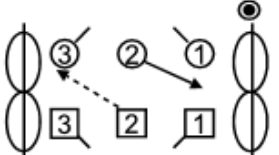
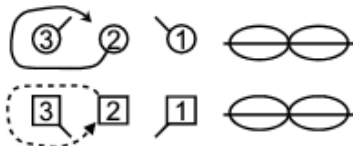
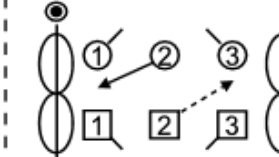
BARS

- 1 – 4 1st, 2nd and 3rd couples turn partner with right hand half way. All face down [ie ladies about turn].
1st, 2nd and 3rd couples join nearer hands with partner and all set.
- 5 – 8 1st, 2nd and 3rd couples dance half reels of 3 on the opposite sides. To begin:- 1st couple down an out, 3rd couple up and out, 2nd couple dance down and cast up.
- 9 – 12 3rd, 2nd and 1st couples dance half reels of 3 across. To begin:- 1st couple cast up, 3rd couple cast down, 2nd man cuts down between 1st couple, 2nd lady cuts up between 3rd couple.
- 13 – 16 3rd, 2nd and 1st couple turn partner right hand, all face up [ie men about turn].
3rd, 2nd and 1st couples join nearer hands with partner and all set.
- 17 – 20 3rd, 2nd and 1st couples dance half reels of 3 on the opposite sides. To begin:- 3rd couple down and out, 2nd couple dance up and cast, 1st couple up and out.
- 21 – 24 1st, 2nd and 3rd couples dance half reels of 3 across, 1st couple cast down, 3rd couple cast up, 2nd man cuts up between 1s, 2nd lady cuts down between 3rd couple.
- 25 – 28 1st and 2nd couples dance right hands half way while 3rd couple cross over giving right hand. All set.
- 29 – 32 2nd couple cross over giving left hands while 1st and 3rd couples dance left hands across half way. All set.

Dance twice more from new positions.

Dance devised by James McMillan - no rest for anyone in this dance.

PERPETUAL MOTION

Perpetual Motion	J McMillan	3 x 32 Jig
$1\ 2\ 3$ $T_{R1/2}$ to $\begin{array}{c} \textcircled{1} \\ \boxed{1} \end{array} \begin{array}{c} \textcircled{2} \\ \boxed{2} \end{array} \begin{array}{c} \textcircled{3} \\ \boxed{3} \end{array} S$		
$3\ 2\ 1$ $T_{R1/2}$ to $\begin{array}{c} \textcircled{3} \\ \boxed{3} \end{array} \begin{array}{c} \textcircled{2} \\ \boxed{2} \end{array} \begin{array}{c} \textcircled{1} \\ \boxed{1} \end{array} S$		
$\begin{array}{c} \boxed{1} \ \boxed{2} \ \boxed{3} \\ \text{to} \end{array} \overbrace{1\ 2\ 3}^{1\ 2\ 3} RA\ X_R \begin{array}{c} \textcircled{2} \ \textcircled{1} \ \textcircled{3} \\ \text{to} \end{array} S$	$\overbrace{2\ 1\ 3}^{2\ 1\ 3} X_L LA \begin{array}{c} \boxed{2} \ \boxed{3} \ \boxed{1} \\ \text{to} \end{array} S$	

PRIESTGILL

A jig for 3 couples in a 4 couple set

BARS

- 1 – 4 1st and 2nd couples dance half rights and lefts.
 5 – 8 1st and 3rd couples dance a double half figure of eight, to begin:-
 1st couple cross down, 3rd couple cast.
- 9 – 16 2nd, 1st and 3rd couples dance reels of three on the sides. To
 begin:- 1st couple up and in.
- 17 – 20 2nd, 1st and 3rd couples set and cross over giving right hand.
 21 – 24 2nd, 1st and 3rd couples dance a circle round to the left half way.
- 25 – 28 1st couple dance diagonal half rights and lefts with 1st corners.
 29 – 32 1st couple dance diagonal half rights and lefts with 2nd corners.

Repeat from 2nd place.

Dance devised by James McMillan.

Priestgill	J McMillan		8 x 32 Jig	
1 2 RL	 Half double figure of 8	 to	2 1 3 SX_R	2 1 3
3 1 2 to 3 1 2	2 1 3 RL Diag	3 1 3 to 2 1 2	2 1 3 RL Diag	

PUSH ME, PULL ME

A medley for 4 couples S 32 + R 32 + S 32 + R 32

Strathspey

BARS

- 1 – 8 1st couple lead down the middle for 4 steps, then back up.
- 9 – 16 1st, 2nd 3rd and 4th couples dance reels of 4 on the sides, men pass right shoulder, ladies left shoulder to begin, on bar 4, 1st couple cross down to 4th place opposite sides and continue the reel, to finish in top place opposite sides.
On bar 5, 4th couple cross down to 2nd place opposite sides and continue the reel to finish in 4th place opposite sides.
2nd and 3rd couples dance the reel of 4 on own sides.
- 17 – 20 1st man and 2nd lady, 3rd lady and 4th man, turn once round with left hand **while**
1st lady and 2nd man, 3rd man and 4th lady turn once round with right hand. 2nd couple remain facing out.
- 21 – 24 2nd couple cast up, then cross down to 2nd place opposite sides and remain facing out **while**
3rd couple cross down between 4th couple and cast up to 3rd place opposite side.
The order is now 1, 2, 3, 4; all on opposite sides.
- 25 – 28 2nd, 3rd & 4th couple dance a half reel of 3 on the sides, to begin:-
2nd couple dance out and down, 3rd couple up and in, 4th couple up and out.
- 29 – 32 The 4 men making arches, all dance back to back with partners.

The bottom of the set is now the top.








Repeat the dance in **reel** time with new 'top' couple leading 'down' and back 'up'.

Repeat the dance in **strathspey** time.

Repeat the dance in **reel** time.

Dance devised by James McMillan.

PUSH ME, PULL ME

Push Me - Pull Me		J McMillan	Medley
STRATHSPEY 		 	Bar 4 1s cross down to 4th place opp side Bar 5 4s cross down to 2nd place opp side and continue reel on opposite sides
Normal reels for 2s & 3s to		 	
 		REEL The bottom of the set now becomes the top and the dance is repeated in reel time with the original 2s dancing 'down' the middle and 'up'.	

THE RED CRAIG

A 32 bar strathspey for 5 couples

BARS

- 1 – 4 All 5 couples set.
2nd & 4th couples turn partner with both hands half way round to finish back to back in the middle facing out.
- 5 – 8 All 5 couple advance 1 step, touching hands, all retire.
All dance forward 2 step and finish: –
1st couple in the middle facing down and out.
2nd couple on the sidelines facing up and in.
3rd couple in the middle facing down.
4th couple on the sidelines facing in.
5th couple in the middle facing up.
- 9 – 16 1st & 2nd couples dance a crescent reel of four across.
3rd, 4th & 5th couples dance a circle round to the left and back and finish:-
1st couple in the middle facing down
2nd couple on the sidelines facing in
3rd couple in the middle facing up
4th couple on the sidelines facing down and in
5th couple in the middle facing up and out.
- 17 – 24 1st, 2nd & 3rd couples dance a circle round to the left and back **while**
4th & 5th couples dance a crescent reel of four across.
All finish on the sidelines [2nd & 4th couples on opposite sides].
- 25 – 26 1st & 2nd couples dance right hands across in a wheel half way [1st lady faces in the long way].
- 27 – 28 1st couple cross down giving left hand, 3rd couple step up [1st lady faces in the long way].
- 29 – 30 1st & 4th couples repeat bars 25 – 26.
- 29 – 32 1st & 5th couples repeat bars 27 – 28, to finish in the order 2, 3, 4, 5, 1.

Repeat four more times from new positions.

Dance devised by James McMillan, for Arthur Craig [March 1993],
a "Red Headed" dancer from Glasgow but known to many branches.

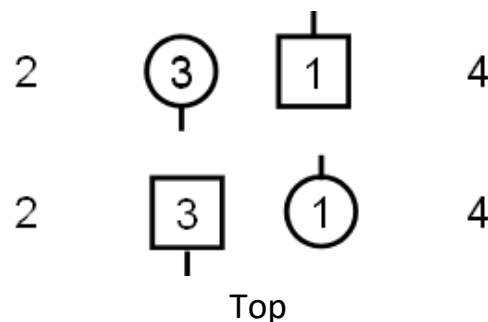
THE RED CRAIG

The Red Craig		J McMillan	5 x 32 Strathspey
All 2 4 S T _{B1/2}			All 1 steps touch hands All Advance 2 steps turning to
1 2 1 faces in long way RA		1 4 1 faces in long way RA	4 1 5 5 LH 1 5 up to 2 3 4 5 1

A REEL CHALLENGE/SURVIVAL OF THE FITTEST

40-bar Reel for a 4 couples in a square set

- 1 – 6 1st and 3rd couples dance the first 6 bars of rights and lefts in the middle of the set and finish in the middle, pulling back right shoulders so that 1st couple face down and 3rd couple face up.
- 7 – 8 1st and 3rd couples join nearer hands with partner and set.
[On last pas de basque, 1st and 3rd couples face to their left].
- 9 – 16 With 2nd and 4th couples in promenade hold, all dance a reel of 4 across the dance, with 1st and 3rd couples alternating the lead at each end of the reel; to begin:- 1st couple pass 2nd couple right shoulder and 3rd couple pass 4th couple right shoulder.
2nd and 4th couples finish in places. On the last two bars, 1st and 3rd ladies followed by their partners curve to their right to finish, side by side in the middle of the dance, 1st couple facing down, 3rd couple facing up [See Fig.]



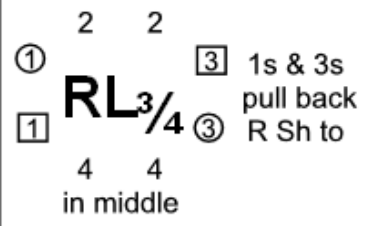
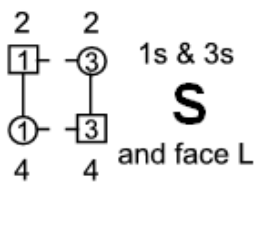
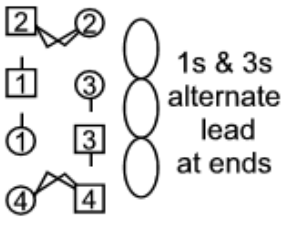
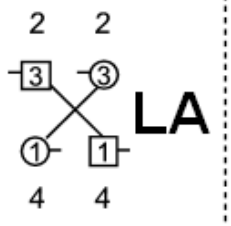
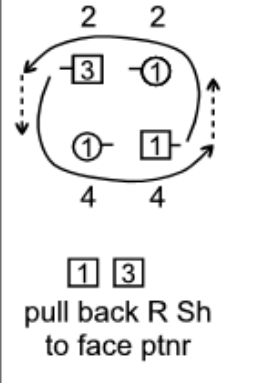
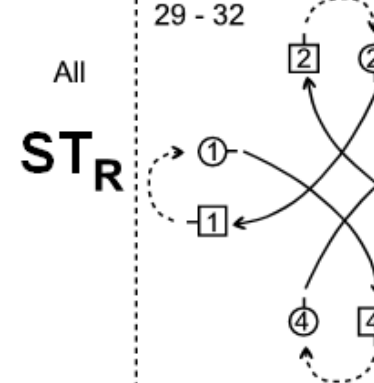
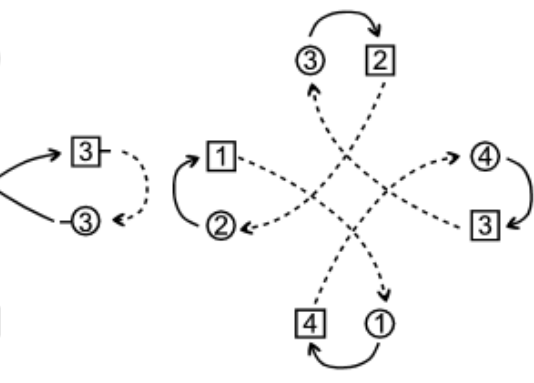
- 17 – 20 1st and 3rd couples dance left hands across once round.
- 21 – 24 Dropping hands and continuing in the same direction, 1s and 3s spiral round each other and dance out to original places, 1st and 3rd women pulling back right shoulder to face partner.
- 25 – 28 All four couples

A REEL CHALLENGE/SURVIVAL OF THE FITTEST continued

- 25 – 28 All four couples set to partner and turn right hand [ladies remain facing out].
- 29 – 32 All dance the first 4 bars of a Schiehallion reel to finish 1 place on anticlockwise.
- 33 – 40 All repeat bars 29 – 32 twice more.
Finish 1st couple in 2nd place, 2nd couple in 3rd place, 3rd couple in 4th place and 4th couple in 1st place.

Repeat the dance 3 times more with top and bottom couples as dancing couples.

Devised by James McMillan - that's what the dance is - A challenging reel!

A Reel Challenge		J McMillan	4 x 40 Reel Square Set
			
			
33 - 36 R 29 - 32	37 - 40 R 29 - 32	Finish 1 4 2 3	

ROUNDHILL REEL

A reel for 3 couples in a 4 couple set.

BARS

- 1 – 4 1st couple set and cast off 1 place, 2nd couple stepping up on bars 3 - 4.
- 5 – 8 1st man dances a half figure of 8 up between the 2nd couple **as** 1st lady dances a half figure of 8 down between the 3rd couple.
- 9 – 16 2nd, 1st & 3rd couples dance set and link for 3, twice and finish:-
 3rd couple in top opposite side
 1st couple 2nd place own side
 3rd couple in 3rd place opposite side
- 17 – 20 3rd, 1st & 2nd couples dance half reels of 3 on the sides, to begin:-
 1st man left shoulder to 3rd lady
 1st lady left shoulder to 2nd man
- 21 – 24 2nd, 1st & 3rd couples dance half reels of 3 across, to begin:-
 1st man cuts up between 2nd couple
 1st lady cuts down between 3rd couple.
- 25 – 28 1st man dances a half figure of 8 down between 3rd couple **as** 1st lady dances a half figure of 8 up between 2nd couple.
- 29 – 32 2nd, 1st and 3rd couples turn with right hand once round.

Repeat from 2nd place.

Devised by James McMillan for Linda Henderson who lived in Roundhill Road.

Roundhill Reel	J McMillan		8 x 32 Reel

SHEILANDWILL JIG

A jig for 3 couples in a 4 couple set

BARS

- 1 – 6 1st couple lead down the middle for 3 steps and back up for 3 steps, to finish in 2nd place in the middle, 2nd couple step up on 3 – 4.
- 7 – 8 1st couple turn with right hand to 1st corners.
- 9 – 10 1st couple and 1st corners change places left hand.
- 11 – 12 1st corners turn each other once round, right hand.
- 13 – 14 1st corners and 1st couple change places left hand.
- 15 – 16 1st couple turn right hand three quarters to 2nd corners.
- 17 – 24 Repeat bars 9 – 16 with 2nd corners but on last 2 bars, 1st couple turn with right hand to their own sides.
- 25 – 32 2nd, 1st & 3rd couple circle to the left and back.

Repeat from 2nd place.

Devised by James McMillan for Sheila MacMillan and Willie Stevenson,
members of the Shawlands class

SheilandWill Jig		J McMillan		8 x 32 Jig		
<div><div><div><div></div><div>3</div><div></div></div><div><div></div><div>3</div><div></div></div></div><div><div></div><div></div><div>TR</div><div>to 1st corners</div></div></div>	<div><div><div><div></div><div>XL</div><div></div></div><div><div></div><div>1</div><div></div></div><div><div></div><div>3</div><div></div></div></div><div><div><div></div><div>2</div><div></div></div><div><div></div><div>1</div><div></div></div><div><div></div><div>XL</div><div></div></div></div></div>	<div><div><div><div></div><div>TR</div><div></div></div><div><div></div><div>2</div><div></div></div><div><div></div><div>3</div><div></div></div></div></div>	<div><div><div><div></div><div>XL</div><div></div></div><div><div></div><div>3</div><div></div></div><div><div></div><div>1</div><div></div></div></div><div><div><div></div><div>1</div><div></div></div><div><div></div><div>2</div><div></div></div><div><div></div><div>XL</div><div></div></div></div></div>	<div><div><div><div></div><div>1</div><div></div></div><div><div></div><div>1</div><div></div></div><div><div></div><div>TR³/₄</div><div>to 2nd corners</div></div></div></div>	<div><div><div><div></div><div>R</div><div></div></div><div><div></div><div>with 2nd corners</div><div>1s turning to 2nd place own sides</div></div></div></div>	<div><div><div><div></div><div>2</div><div></div></div><div><div></div><div>1</div><div></div></div><div><div></div><div>3</div><div></div></div></div><div><div><div></div><div>6</div><div></div></div></div></div>

THE SILVER THIMBLE

A strathspey for 2 couples

BARS

- 1 – 2 1st couple turn both hands half way round, moving down to finish between 2nd couple, facing down with nearer hands joined, 2s face up.
- 3 – 4 1st lady and 2nd man turn with right hand while 1st man and 2nd lady turn with left hand to finish on the sidelines, 1st couple on opposite side.
- 5 – 6 Repeat bars 1 – 2 from new positions.
- 7 – 8 1st and 2nd ladies turn left hand, 1st and 2nd men turn right hand to original places.
- 9 – 16 1st couple lead down the middle for 3 steps, lead back up crossing over, and cast off into 2nd place, 2nd couple step up on bars 15 – 16.
- 17 – 20 1st & 2nd couple dance half rights and lefts.
- 21 – 24 Joining nearer hands on the side, 1st & 2nd couples set, advancing slightly and turn partner three quarters with both hands to finish in a line up and down the set.
- 25 Joining both hands with partner [men beginning with left foot], all set, moving out to the sidelines, on the last beat as they hop, both complete a quarter turn.
- 26 All set moving up or down the sidelines, a quarter turn on the last beat.
- 27 All set, moving into the centre [2nd couple are now above 1st couple].
- 28 2nd couple changing to right hand, 1st couple to left hand, turn half way round to finish in a line, down the middle of the set.
- 29 – 32 1st & 2nd couples turn one and a half times; then dropping hands dance out to new places.

Repeat from new positions.

Dance devised by James McMillan, for George & Ellen Regan's 25th Anniversary.

THE SILVER THIMBLE

The Silver Thimble		J McMillan		32 Strathspey for 2 couples			
<div>1 T_{B1/2} moving down to</div>		<div><div><div>2</div><div>1</div><div>1</div><div>2</div></div><div>T_{L3/4} T_{R3/4}</div></div> <div>① 2 to 1 2</div>		<div>1 T_{B1/2} moving down to</div>		<div><div><div>2</div><div>1</div><div>1</div><div>2</div></div><div>T_{L3/4} T_{R3/4}</div></div> <div>① 2 to 1 2</div>	
<div>3 steps →</div> <div><div>2</div><div>1</div><div>2</div></div> <div>bars 7 - 8</div> <div>2 up</div> <div>② ① to ② ①</div>		<div>2 1</div> <div>RL</div> <div>to</div> <div>① ② ① ②</div>		<div>1 2</div> <div>S ↑ T_{B3/4}</div>			
<div>bar 25</div> <div><div>1</div><div>1</div><div>2</div><div>2</div></div> <div>↑</div> <div>setting ¼ turn on last beat</div>		<div>bar 26</div> <div><div>1</div><div>1</div><div>2</div><div>2</div></div> <div>↑</div> <div>setting ¼ turn on last beat</div>		<div>bar 27</div> <div><div>2</div><div>2</div><div>1</div><div>1</div></div> <div>S</div>		<div>bar 28</div> <div><div>2</div><div>1</div><div>2</div><div>1</div></div> <div>T_{R1/2} T_{L1/2}</div>	
<div>to</div> <div>② ② ① ①</div> <div><div>2</div><div>1</div></div> <div>T_{R1 1/2} T_{L1 1/2}</div>		<div>to</div> <div>② ② ① ①</div> <div>bar 32</div> <div>2 ① ③ to 2 ① ③</div>					

THE TEDDY BEARS JIG

A jig for 5 couples

BARS

- 1 – 8 3rd lady casts up to between 1st and 2nd ladies, dances up between 1st couple, casts off to between 1st and 2nd men and meets partner in the middle **as**
3rd man casts off to between 4th and 5th men, dances down between 5th couple, casts up to between 4th and 5th men meets partner in the middle. 3rd couple turn right hand to finish in 3rd place opposite sides and they remain facing out. **Meanwhile** 1st & 2nd couples together and 4th & 5th couples together dance rights and lefts.
- 9 – 12 2nd, 3rd and 4th couples dance half reels of 3 on the sides, 3rd couple facing out give right shoulders to person on their right [3s remain facing out].
- 13 – 16 3rd man casts up between the top 2 ladies and crosses down to 3rd place, own side **as** 3rd lady casts off between the bottom 2 men and crosses up to 3rd place, own side. **Meanwhile** 1st & 4th couples together and 2nd & 5th couples together dance half rights and lefts.
Order is now 4, 1, 3, 5, 2 with 4th, 1st, 5th & 2nd couple on the opposite sides.
- 17 – 20 1st, 3rd and 5th couples dance half reels of 3 on the sides [3rd couple, facing out give left shoulders to person on their left and 3rd couple remain facing out]. Order is now 4, 5, 3, 1, 2.
- 21 – 24 3rd man casts up between the top 2 men and crosses down to 3rd place, opposite side.
3rd lady casts down to between the bottom 2 men and crosses up to 3rd place, opposite side.
Meanwhile 4s & 5s couples together and 1st & 2nd couples together dance half rights and lefts.
Order is now 5, 4, 3, 2, 1 with 3s on opposite sides.
- 25 – 28 All five couples.....

THE TEDDY BEARS JIG continued

- 25 – 28 All five couples, joining nearer hands, advance for 2 steps and retire for 2 except 3s who advance, half turn with both hands and retire to own sides [à la Trip to Bavaria].
- 29 – 32 5th couple at the top stand still. 4s, 3s, 2s and 1s dance a half reel of four on the sides. Finish order is 5, 1, 2, 3, 4.

Devised by James McMillan for Dr Alastair MacFadyen and danced for Alastair by members of Jimmy's Broomhill Class.

The Teddy Bears Jig	J McMillan	5 x 32 Jig
	<p>1 [2] ③ [4] 5 </p> <p>1 ② [3] [4] 5 </p>	
	<p>4 ① [3] [5] 2 </p> <p>4 [1] ③ [5] 2 </p>	
	<p> </p> <p> </p>	

TENOVUS

A medley for 5 couples

Strathspey

BARS

- 1 – 8 All 5 couples set, cross over giving right hand, and circle half way round to the left.
- 9 – 16 All cross over giving right hands, circle half way round to the left and set.
- 17 – 24 With 2nd & 4th couples acting as dancing couples, 2nd corners pass and turn, 2nd & 4th couples turning partners right hand to 1st corners.
1st corners pass and turn, 2nd & 4th couples turning partner right hand half way round to finish in the middle of the set, men above their partner.
- 25 – 32 Left hands across in wheels, 2nd man with 1s; 2nd lady & 4th man with 3rd couple, 4th man with 5s. 2s and 4s pass partner left shoulder for: –
2nd lady with 1st couple; 2nd man & 4th lady with 3rd couple, 4th lady with 5th couple dance right hands across in wheels. All finish on the sidelines in original places.

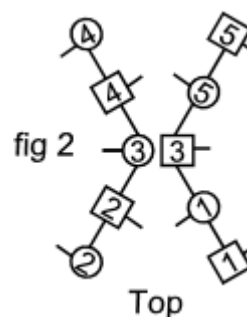
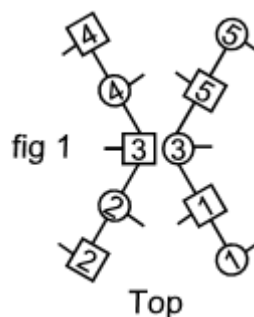
Reel

- NB from bar 1 to 16 all dancers dance pas de basque.
- 1 – 4 All join hands on the sidelines, advance.
3rd couple pulling back right shoulders and finish back to back in the middle of the set, 1st, 2nd, 4th & 5th couples joining both hands with partner dance to positions as shown in fig 1.
- 5 – 8 All balance in a saltires. 3rd couple change places [as in double triangles], the others couples half turn to change places.
- 9 – 12 Repeat bars 5 – 8.
- 13 – 16 All balance in a saltire, then move to positions as shown in fig 2.
- 17 – 24 1st, 2nd & 3rd.....

TENOVUS continued

- 17 – 24 1st, 2nd & 3rd couples circle round to the left and back, **while** 4th & 5th couple dance a reel of four.
- 25 – 32 1st & 2nd couples dance a reel of four **while** 3s, 4s & 5s circle round to the left and back.

1st chord bow or curtsey to partner.
2nd chord bow or curtsey to audience.



Dance devised by James McMillan for a fund raising Charity established
by 10 ladies from East Kilbride

Tenovus	J McMillan	Medley 32 S + 32 R
STRATHSPEY 1 2 3 4 5 SX_R to	5 4 3 2 1 X_R S	2 4 1 2 3 4 5 pass & turn with 2nd corners
2 4 1 3 5 pass & turn with 1st corners	All LA	All RA
REEL All Advance 2 steps 	BIL	3s change places as in DT 1 2 4 5 T_{R1/2} BIL
3s change places as in DT 1 2 4 5 T_{R1/2} BIL move to	6 move to	6

WOODSIDE

A jig for 3 couple in a 4 couple set

BARS

1 – 4 1st and 2nd couples dance a double half figure of eight across, to begin:-

1st couple cross down, 2nd couple dance up.

5 – 8 Half reels of three on the sides of the dance, to begin:-

1st couple cross down through 2nd place,

2nd couple dance up then cross down to 2nd place

3rd couple dance up and in.

9 – 12 2nd & 1st couples dance a double half figure of eight across, to begin:-

1st couple cross up, 2nd couple dance down.

13 – 16 Half reels of three on the sides of the dance, to begin:-

1st couple cross up through 2nd place

2nd couple dance down then cross up through 2nd place

3rd couple dance down and in.

NB bars 1 – 16, 2nd couple follow 1st couple

17 – 20 Half reels of three on the sides of the dance, to begin:-

1st couple down & in, 2nd couple up and out, 3rd couple up and in.

21 – 24 1st couple set to one another and cast up to 2nd place [2nd couple step down].

25 – 28 3rd & 1st couples dance half rights and lefts - no polite turn [1st couple now at top, face in; 3rd couple face down, 2nd couple face up].

29 – 32 1st, 3rd & 2nd couples dance a quarter of a grand chain [2 steps to each hand]

1st couple repeat from 2nd place.

Tune:- Woodside by Grant Crawford

Dance devised by James McMillan for Maureen Daniel, 2008

WOODSIDE

Woodside

Grant Crawford

D D G D/F# Em A7

D D/C# D/B D7/A G D/F# A7/E D

D A7 D D7/A G D Em A7

D A7/E D/F# D7 G A7 D

D A7/C# D/B D7/A G D/A Em/B A7/C#

D D/C# D/B D7/A G D/F# A7/E D

Woodside		J McMillan		8 x 32 Jig	
<p>Double fig of 8</p>	<p>2s cross down from top</p>	<p>Double fig of 8</p>	<p>2s cross up from bottom</p>	<p>CHAIN_{1/4}</p>	<p>2 steps to each hand</p>