

The Silver Link

*A 32 bar strathspey for 5 couples
by Terry Glasspool*

- 1- 4 All five couples, joining hands on the sides, set to partners and cross over giving right hands.
- 5- 8 All five couples, joining hands on the sides, set and dance a five-couple variation of the link for three couples:
2nd, 3rd, and 4th couples, in the center of the lines, dance a standard three couple link to finish in lines of three across the dance, facing up in fourth place and down in second place *while* 1st and 5th couples, on the ends of the lines, follow the dancer next to them, as follows:
1st man casts off two places to finish on the outside of the dance, in third place, facing in.
5th man dances up the middle two places to finish facing 1st man.
5th woman casts up two places to finish on the outside of the dance, in third place, facing in.
1st woman dances down the middle two places to finish facing 5th woman.
- 9-12 1st and 5th couples dance a half reel of four across the dance.
- 13-16 1st and 5th men, also 1st and 5th women, turn with the right hand one and a half times. Then 1st man and 1st woman dance down to join onto the ends of the bottom line on own sides *while* 5th man and 5th woman dance up to join onto the ends of the top line, also on own sides.
- 17-20 All five couples, joining hands in lines across the dance, set and dance a five-couple variation of the link for three couples:
The center dancers in each line dance a standard three couple link, to finish on own sides with 4th couple in second place, 3rd couple in original place, and 2nd couple in fourth place, *while* 1st and 5th couples, on the ends the lines, dance as follows:
1st woman, pulling back right shoulder, dances to fifth place in the center of the dance, facing up.
1st man dances forward into the middle of the dance to finish facing 1st woman.
5th man, pulling back right shoulder, dances to first place in the center of dance, facing down.
5th woman dances forward into the middle of the dance to finish facing 5th man.
- 21-24 5th couple turn with the right hand half way, moving up, and cast off to second place on own sides.
3rd couple, with both hands, turn one and a half times to finishing in the middle of the dance facing up, nearer hands joined.
1st couple turn with the right hand half way, moving down, and cast up to fourth place on own sides.
4th couple steps up, and 2nd couple steps down, on bars 23 - 24.
- 25-32 3rd couple dance to the top, cast off two places, cross giving right hands, and cast off two places. 1st and 2nd couples join hands and step up on bars 31 - 32.

The final order is 4, 5, 1, 2, 3.

Repeat, from new positions.

The silver link, the silken tie,
Which heart to heart and mind to mind
In body and in soul can bind.

- Sir Walter Scott

This dance is dedicated to dance communities everywhere: The long term groups who meet together regularly, the people who meet once a year at workshops, and all the other groups of dancers who come together for a while and then separate before meeting again in a new arrangement.

The Silver Link

Music: A real strathspey with a lot of drive.

"Strathspeys 5x32 bars in strict tempo" on Hold The Lass Til I Get At Her by Susie Petrov, Athol Brose Recordings, AB013.

Notes: It is very easy to forget that the dance begins with set and cross.

The half reel in bars 9 - 12 should end with the "inside" dancers, 1st woman and 5th man, on the sidelines. This will allow room for the right hand turn and ease their joining onto the end of the lines. It also helps if 2nd, 3rd, and 4th couples finish their part of the link "as if" they were going to immediately take hands and set again.

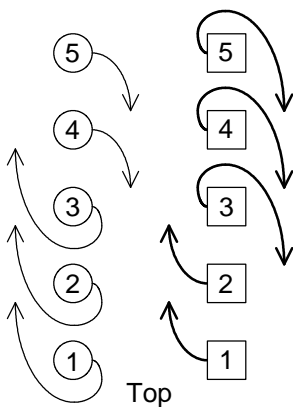
During the right hand turns in bars 21 - 22, 1st woman and 5th man dance almost in place while their partners dance a wide turn around them.

In brief: All set and cross RH; set and link for five couples.

1's & 5's half reel of four across; turn RH 1½ to join ends of lines, 1's down, 5's up.

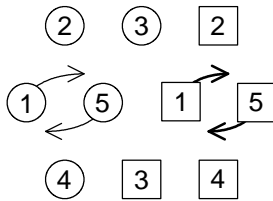
All set and link for five couples; 5's & 1's turn RH ½ and cast while 3's turn BH 1½.

3's dance up, cast off two places; cross RH and cast off to 5th place.

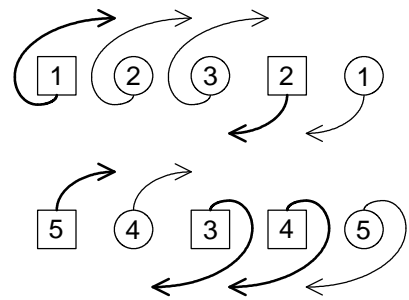


Bar 7

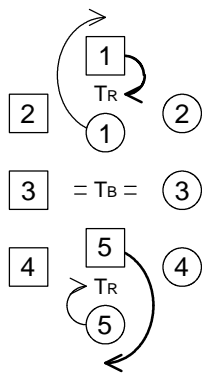
(All on opposite side)



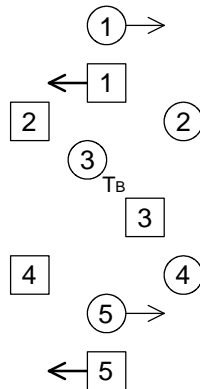
Bar 9



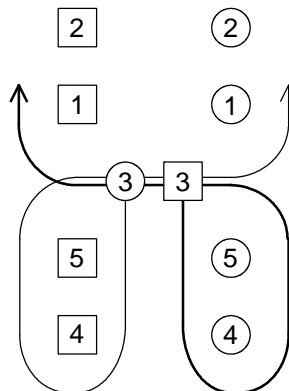
Bar 19



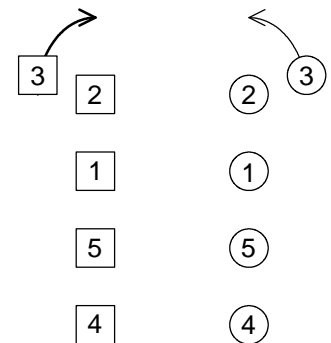
Bars 21-22



Bar 23



Bars 25-31



Bar 32